

Commercial 1 (Unit 27)

+612 9587 9702

DELIVERING SOUND ADVICE

637-645 Forest Road

office@koikasacoustics.com

Bexley NSW 2207

www.koikasacoustics.com

ABN: 12 058 524 771

CERTIFICATE OF PERFORMANCE

IMPACT SOUND INSULATION

ASHA 6.5MM HYBRID FLOORING

IMAGINE FLOORS

Issue Date: Thursday, 2 February 2023

Our File Reference: 5717C20230131rfImagineFloors_Asha6.5mmHybrid

DOCUMENT CONTROL

Project Title Certificate of Performance
Impact Sound Insulation
Asha 6.5mm Hybrid flooring
Imagine Floors

Project Number 5717

Document Reference 5717C20230131rfImagineFloors_Asha6.5mmHybrid

Document Path G:\Shared drives\KA Acoustics 2023\REPORT\Partition Testing Impact\5717 (Im) Imagine Floors\5717C20230131rfImagineFloors_Asha6.5mmHybrid.docx

Version	Date	Author	Review	Notes
V1	02/02/2023	RF	NK	Report version 1 available for issue

Prepared by Riley Freeman
Koikas Acoustics Pty Ltd

Approved by Nick Koikas



Principal Consultant (M.A.A.S.)
Koikas Acoustics Pty Ltd

Client Imagine Floors
Attention: Gary Tunks
E-mail: garyt@airstep.com.au

The information contained herein should not be reproduced except in full. The information provided in this report relates to acoustic matters only. Supplementary advice should be sought for other matters relating to construction, design, structural, fire-rating, waterproofing, and the likes.



CERTIFICATE OF PERFORMANCE

IMPACT SOUND INSULATION

ASHA 6.5MM HYBRID FLOORING

CONTENTS

1.0 CONSULTANT'S BRIEF	4
2.0 IMPACT NOISE COMPLIANCE TESTING	5
2.1 PARTITION SYSTEM.....	5
2.2 IMPACT NOISE REQUIREMENTS	6
2.2.1 BCA REQUIREMENT	6
2.2.2 AAAC STAR RATING PERFORMANCE REQUIREMENTS.....	6
3.0 ASSESSMENT/TESTING PROCEDURES	7
3.1 PARTITION TESTING	7
3.1.1 Generation of the sound field in the source room	7
3.1.2 Receiving space measurement.....	7
3.1.3 Reverberation time and background noise	7
4.0 MEASURED RESULTS AND ANALYSIS	8
5.0 CONCLUSION.....	11

TABLE OF APPENDICES

Appendix A:	Calculations and Graphs for Impact Noise Testing
-------------	--



1.0 CONSULTANT'S BRIEF

Koikas Acoustics was requested by Imagine Floors to conduct impact noise tests of the Asha 6.5mm Hybrid flooring.

A total of two (2) tests were conducted which included the base ceiling/floor system of a concrete slab and suspended ceiling, and the flooring and underlay as specified above.

The purpose of undertaking these impact noise tests was to quantify the acoustic performance of the flooring systems.

Test results were compared to the acoustic requirements of *Part F5 of BCA (Building Codes of Australia)* and the standards prescribed by the *Association of Australasian Acoustical Consultants (AAAC)*.

All measurements were carried out as per the guidelines and procedures outlined in:

- *AS/NZS ISO 140.7:2006 "Field measurements of impact sound insulation of floors"*

The rating was determined as per

- *AS ISO 717.2-2004 "Rating of sound insulation in buildings and of building elements"*.



2.0 IMPACT NOISE TESTING

2.1 PARTITION SYSTEM

Koikas Acoustics has been advised that the ceiling/floor system between the residential units is constructed with the following building materials:

- Approximately 200 mm thick concrete slab,
- Approximately 100 mm suspended ceiling cavity, and
- Approximately 10 mm plasterboard ceiling.

Hereafter referred to as the “*existing ceiling/floor system*” (ECFS).

The tests were conducted with the following floor covering in conjunction with the selected flooring over the ECFS:

- Test 00: Bare concrete floor (ECFS only) – *for comparison purposes only*
- Test 01: Asha 6.5mm Hybrid flooring + ECFS

The tests were based on approximately 1 m² flooring.



2.2 IMPACT NOISE REQUIREMENTS

2.2.1 BCA REQUIREMENT

For verification of the impact noise rating for floors, Part FV5.1 (b) of the latest update of the Building Code of Australia (BCA) 2019 states:

Impact: a weighted standardised impact sound pressure level ($L_{nT,w}$) not more than 62 when determine under AS ISO 717.2.

2.2.2 AAAC STAR RATING PERFORMANCE REQUIREMENTS

Reproduced from the Association of Australasian Acoustical Consultants (AAAC) Guideline for Apartment and Townhouse Acoustic Ratings, the following Table (Section C) describes the acoustic ratings regarding the Star Rating System.

Table 1. Star Rating requirements for Inter-tenancy Activities – Published by the AAAC					
INTER-TENANCY ACTIVITIES	2 Star	3 Star	4 Star	5 Star	6 Star
(c) Impact isolation of floors					
- Between tenancies $L_{nTw} \leq$	65	55	50	45	40
- Between all other spaces & tenancies $L_{nTw} \leq$	65	55	50	45	40

Note, Koikas Acoustics is of the understanding that the impact noise ratings in Table 1 infer L'_{nTw} and not L_{nTw} . L_{nTw} is an impact noise rating derived from tests undertaken in a laboratory and L'_{nTw} is derived from field tests.



3.0 ASSESSMENT/TESTING PROCEDURES

3.1 PARTITION TESTING

3.1.1 Generation of the sound field in the source room

The sound field was generated by a BSWA Technology Co. Type TM002 S/N 440504 Tapping Machine situated in the source room on the specific floor under test. Several measurement positions on each floor were tested as required by the standard.

3.1.2 Receiving space measurement

Impact noise levels were recorded in the receiving space with an NTi Audio XL2 spectrum analyser sound level meter. The spatial-averaging method of measurement was employed for impact noise tests with relevant traverse durations and minimum distances to reflectors and boundary walls observed.

3.1.3 Reverberation time and background noise

Additional measurements were taken of the background noise (L_b) and reverberation time (T). The background noise measurement was used to ensure that existing ambient noise did not influence the internal noise measurement. The reverberation time was used to calculate the amount of absorption (A) in the receiving room so that the measurement can be standardised to a reference reverberation time of 0.5 seconds.



4.0 MEASURED RESULTS AND ANALYSIS

The results of the acoustic tests are tabulated below. Comprehensive measurement and analysis data are presented as an Appendix to this report.

Table 2. Summary of impact noise test results			
Flooring Sample	$L'_{nT,w}$	AAAC Star Rating	FIIC
Test 00: Bare concrete floor (ECFS only) – for comparison purposes only	58	2	42
Test 01: Asha 6.5mm Hybrid flooring + ECFS	44	5	58

Detailed calculations of the partition system impact noise insulation (ceiling/floor) are attached as **Appendix A**.

The following are also noted:

1. All tests were undertaken with the existing ceiling/floor system as described previous in this report.
2. The tested flooring system as listed in Table 2 (Test 01) has achieved both the BCA 2019 minimum requirement ($L_{nT,w} \leq 62$) and the AAAC Star rating of 5 for impact noise insulation.
3. The lower the $L'_{nT,w}$ rating the better the impact insulation.
4. The relation between Field Impact Insulation Class (FIIC) and Impact Insulation Class (IIC) can be described by the formula $FIIC + 5 \approx IIC$.
5. The higher the IIC and FIIC the better the impact insulation.
6. The higher the AAAC Star Rating the better the impact insulation.
7. The information contained herein should not be reproduced except in full.



8. The information provided in this report relates to acoustic matters only. Supplementary advice should be sought for other matters relating to flooring installation, construction, design, structural, fire-rating, waterproofing and the like.
9. Product installation details and methodologies must be sought from the product supplier, installer or other experts. Koikas Acoustics is not liable for any product defects.
10. The acoustic ratings provided in this report are indicative of a 1 m² sample and should be used for comparative purposes only. Acoustic ratings will vary depending on:
 - the testing environment/conditions,
 - materials/structures of the existing ceiling/floor system,
 - room volume,
 - internal layout and
 - workmanship.

Even with the same testing environment, acoustic ratings can vary from room to room and between buildings as no two buildings are identical.

11. A fully laid flooring system typically presents a lower acoustical rating, i.e. up to 3 rating points less. For example, where the test results are compared against a 1 m² sample flooring system resulting in L'_{nTw} 41, the same flooring laid from wall to wall could result in an acoustical rating of up to L'_{nTw} 44 or more, which is a reduction in the acoustical performance rating.
12. Floor covering must not make contact with any walls or joineries (kitchen benches, cupboards etc). During the installation of any hard floor coverings, temporary spaces of 5~10mm should be used to isolate the floor covering from walls and/or joineries and the resulting gaps should be filled with a suitable mastic type sealant or off-cut of underlay or the equivalent where available. The acoustic integrity could be degraded if the above precautions and treatments are not implemented. Refer to Figures 1 and 2 below for details of the proper installation of flooring materials.



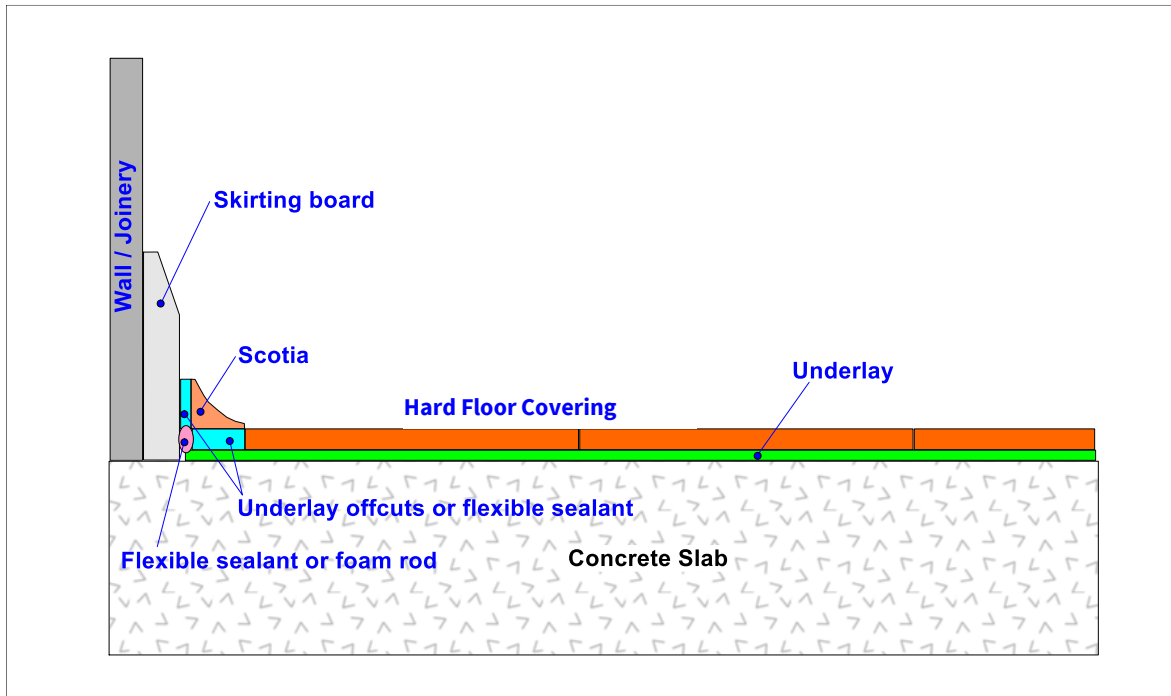


Figure 1. Wall / Joinery details (skirting board & scotia)

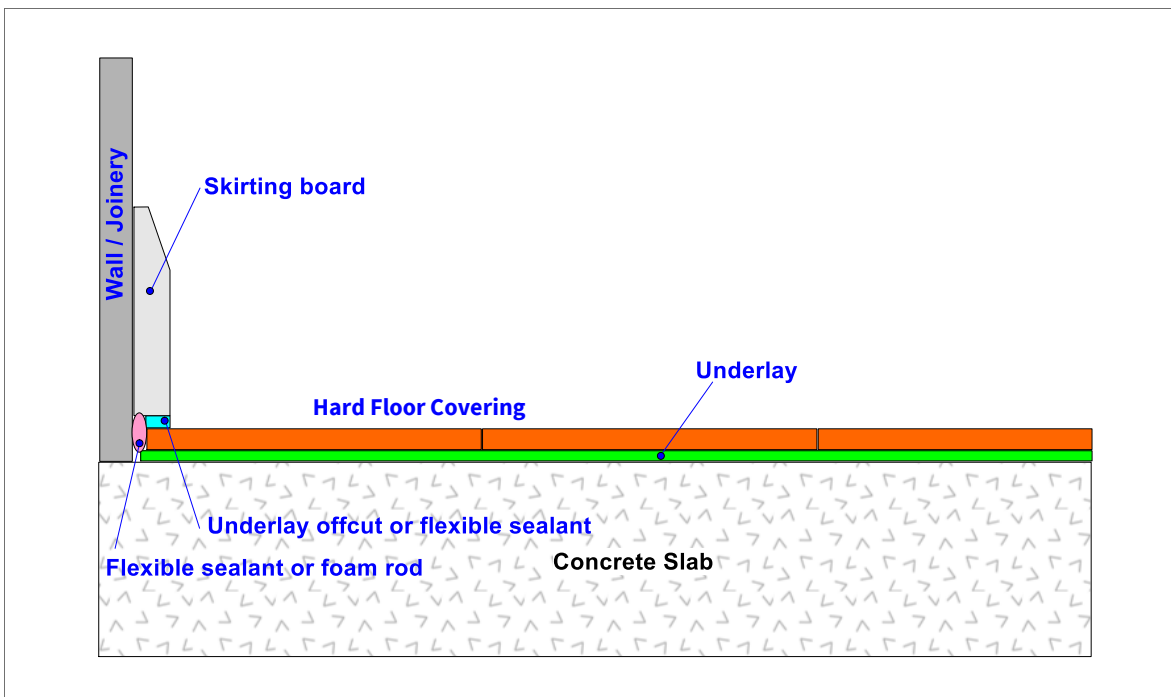


Figure 2. Wall / Joinery details (skirting board)

5.0 CONCLUSION

Koikas Acoustics was requested by Imagine Floors to undertake impact noise tests of the Asha 6.5mm Hybrid flooring. The acoustic performances of various ceiling/floor configurations were calculated and compared against the acoustic requirements of the current BCA and AAAC Star Ratings that are commonly used in Australia.

The calculated acoustic rating of the tested flooring system is summarised and presented in **Table 2** of this report. A detailed test certificate is provided in **Appendix A**.

The acoustic ratings provided in this report are indicative and should be used for comparative purposes only. Acoustical ratings will vary depending on several factors:

- the testing environment/conditions
- materials/structures of the existing ceiling/floor system,
- room volume,
- internal layout and
- workmanship.

Even with the same testing environment/conditions, acoustic ratings would still vary from building to building.

It is recommended that in-situ testing be conducted before any full fit-out as the sub-base ceiling/floor system and the wall junctions could impact the noise transfer to the unit below.

This report should be reproduced in full including the attached Appendix.

Floor covering must not make contact with any walls or joineries (kitchen benches, cupboards etc). During the installation of any hard floor coverings, temporary spaces of 5~10 mm should be used to isolate the floor covering from walls and/or joineries and the resulting gaps should be filled with a suitable mastic type sealant or off-cut of underlay or the equivalent where available. The acoustic integrity could be degraded if the above precautions and treatments are not implemented.



APPENDIX A

**A
P
P
E
N
D
I
X
A**

APPENDIX A

FIELD MEASUREMENTS OF IMPACT SOUND INSULATION OF FLOORS

Date of Test : Friday, 27th January 2023
Project No. : 5717
Testing Company : Koikas Acoustics
Checked by : Nick Koikas
Place of Test: Blacktown, Sydney NSW
Client : Imagine Floors
Client Address : -

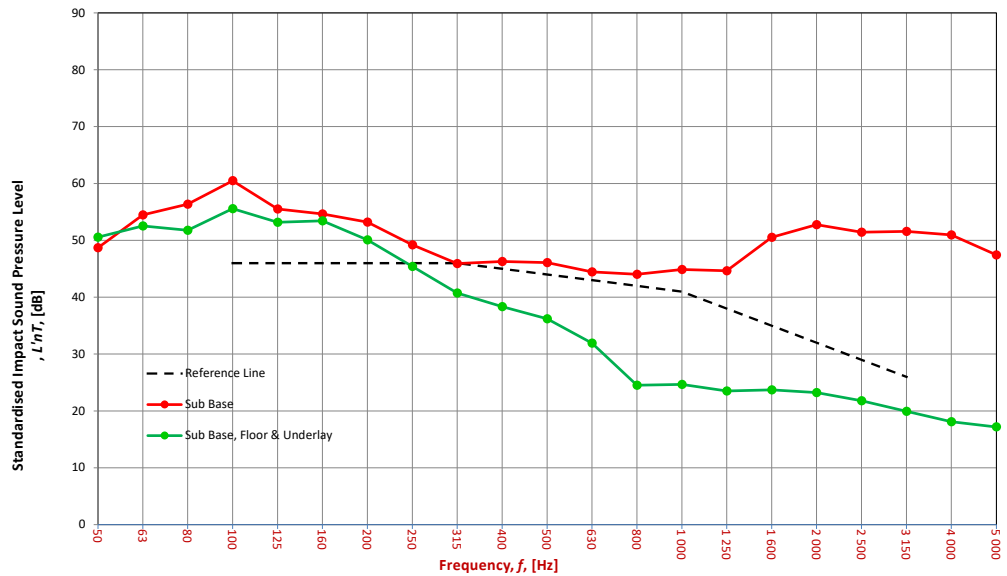
Description of Floor System	Name	Thickness (mm)	Density (SI)
Description of Floor System	Asha 6.5mm Hybrid Concrete	6.5	--
	Concrete	200	--
	Suspended Ceiling	100	--
	--	--	--

Room Dimensions
Width : 6.4 m
Length : 6.7 m
Area : 42.9 m²

Sample Dimensions
Width : 1 m
Length : 1 m
Area : 1 m²

Receiver Rm	Location	Width	Length	Area	Height	Volume	Room Surfaces		
							Walls	Floor	Ceiling
Level 4 Unit - Dining/Living		6.4	6.7	42.9	2.7	115.8	Plasterboard	Tile	Plasterboard

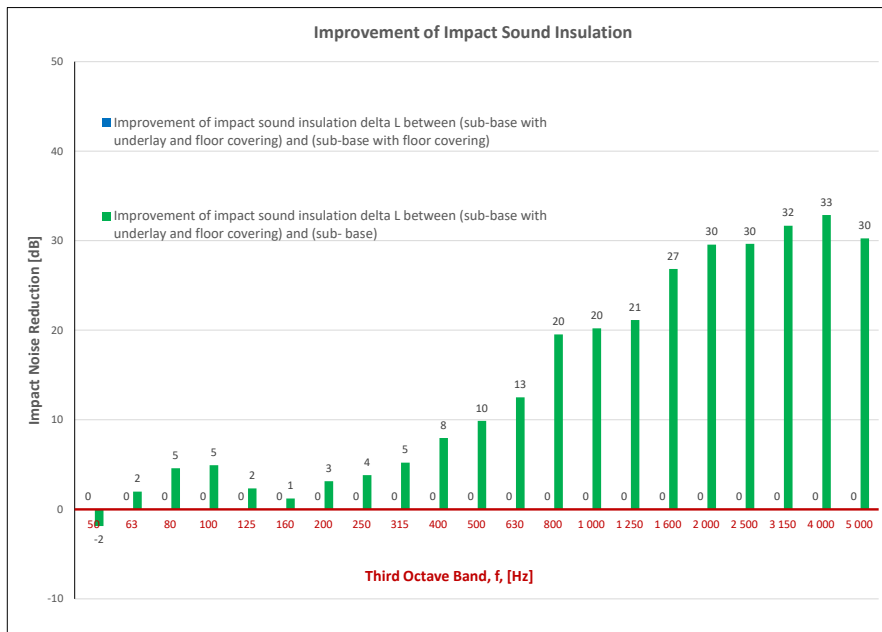
Frequency f Hz	L'nT (one-third octave) dB		
	Sub Base	Sub Base Floor	Sub Base Floor Underlay
50	48.7	N/A	50.6
63	54.5	N/A	52.5
80	56.4	N/A	51.8
100	60.5	N/A	55.6
125	55.5	N/A	53.2
160	54.6	N/A	53.4
200	53.2	N/A	50.1
250	49.2	N/A	45.4
315	45.9	N/A	40.7
400	46.3	N/A	38.3
500	46.1	N/A	36.2
630	44.4	N/A	31.9
800	44.0	N/A	24.5
1000	44.9	N/A	24.7
1250	44.7	N/A	23.5
1600	50.5	N/A	23.7
2000	52.8	N/A	23.2
2500	51.4	N/A	21.8
3150	51.6	N/A	19.9
4000	50.9	N/A	18.1
5000	47.4	N/A	17.2



Sub Base	
L'nT,w	58
Ci	-9
Ci(50-2500)	-8
Ci(63-2000)	-8
AAAC★	2 Star
FIC	42

Sub Base & Floor	
L'nT,w	N/A
Ci	N/A
Ci(50-2500)	N/A
Ci(63-2000)	N/A
AAAC★	N/A
FIC	N/A

Sub Base, Floor & Underlay	
L'nT,w	44
Ci	1
Ci(50-2500)	2
Ci(63-2000)	2
AAAC★	5 Star
FIC	58



Definitions of Noise Metrics

FIC:

Field Impact Insulation Class is a single-number rating of how well a floor system attenuates impact type sounds, such as footsteps. Calculated from third-octave band normalised impact sound pressure level data and referenced to 10 m² as described in ASTM E989. The higher the single-number rating, the better its impact insulation performance.

L'nT,w:

The Weighted Standardised Impact Sound Pressure Level when measured in AAC referenced to a reverberation time (RT60) of 0.5 seconds. Used by the AAAC to determine their respective Star Rating.

Ci:

Spectrum adaption term is a low frequency correction factor. Typically for massive floors such as concrete, the values are about zero while for timber joist floors Ci is positive because of the low resonant frequencies. Considers frequency range between 100 -and 2500 Hz.

Ci(50-2500):

Same as above, but for the frequency range 50 -2500 Hz.

Ci(125-2000):

Same as above, but for the frequency range 125 -2000 Hz.

AAAC Star R.	2	3	4	5	6
L'nT,w	65	55	50	45	40
FIC	45	55	60	65	70
Comments	Below BCA 62	Clearly Audible	Audible	Barely Inaudible	Normally Inaudible